
Online language learning using Google tools

Dr Vasiliki Papaioannou
State school teacher, FLT lab member
FLT Webinars, 6-4-21

The main points:

1. Short introduction on online learning and digital tools
 2. Digital tools Vs add-ons
 3. Google classroom
 4. Hands-on work with various digital tools
 5. Feedback from my students
-

Online Learning

- synchronous (zoom, Webex, Hangouts..)
- asynchronous (eclass, e-me, Google classroom..)
- flexibility
- independence
- web materials



**Q: What about
blended learning?**

Digital tools

- programs, websites or online resources
- accessed in web browsers without needing to be downloaded
- access them both at home and in work



Tip

They can be used in traditional EFL classrooms

Ideal for online lessons!

Why use digital tools?

- Multimodal language learning
- Communication and collaboration
- Authentic material
- 21st century skills
- Lifelong learning skills



Tip

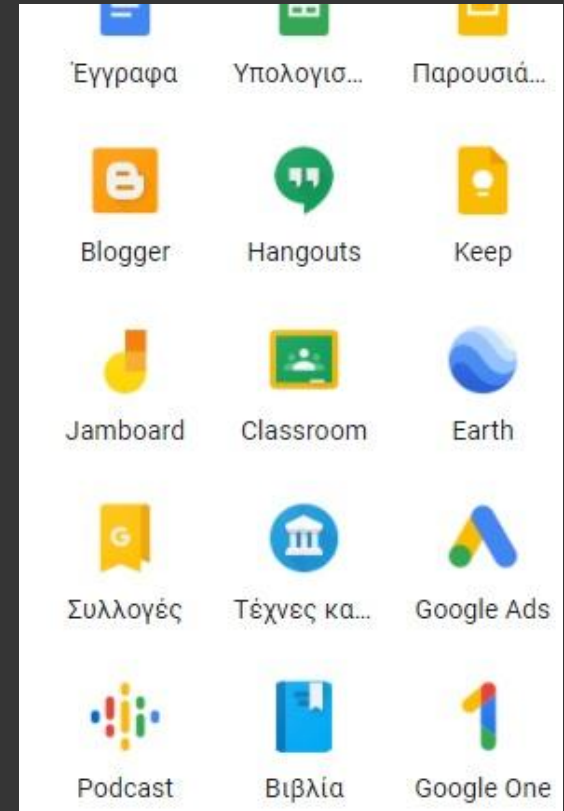
Useful under certain conditions!

- curriculum
- training
- guidance

Google tools for Education

More than a word processor and spreadsheets

- Beyond basic functionality
- Add more features with add ons





2. Why add-ons

- Add features to google tools
- Additional functionality
- Free to use/ easy to add

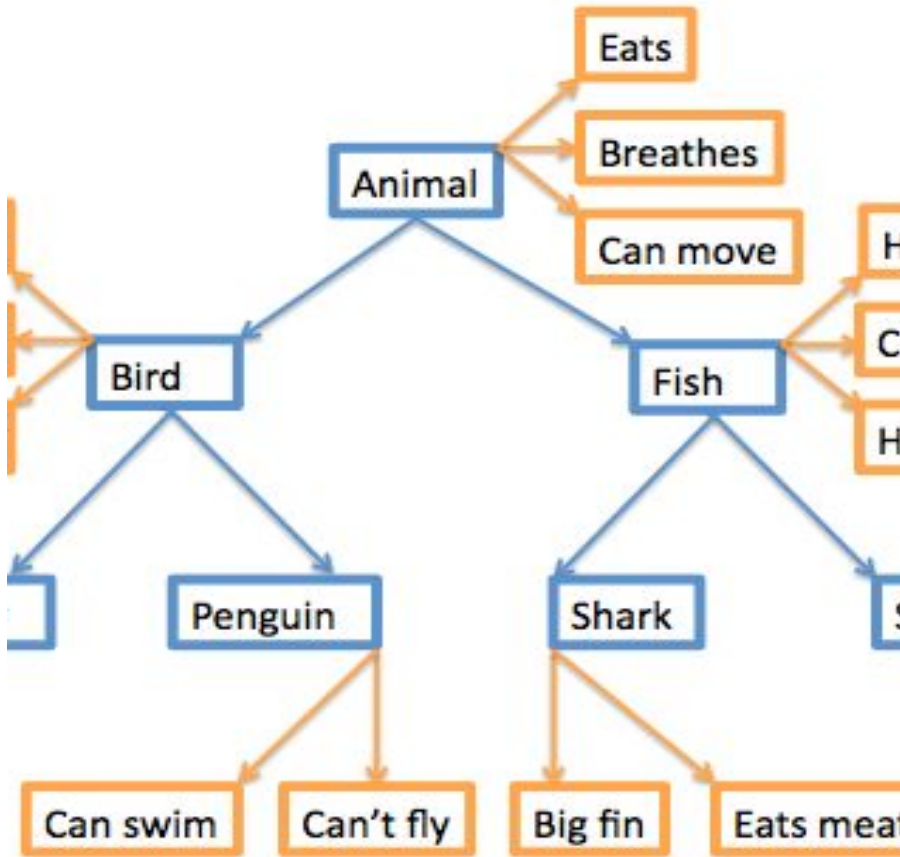
Education related add-ons

- Word Clouds
- Mind maps
- Quizzes
- Multimedia



WordCloud

- Visualize the text
- Which words are being used
- Quick sense of the emerging themes



Mindmeister

- A digital mind map
- constructivist activity with vocabulary
- collaborate to create their own lexicon

The screenshot shows a web browser window with a document titled "Combustion". The document contains three paragraphs of text. In the first paragraph, the word "burning" is highlighted in yellow, "oxygen" is underlined in red, and "gas" and "solid" are highlighted in green and purple respectively. The second paragraph has "combustion" highlighted in yellow. The third paragraph has "products" highlighted in yellow and "oxides" underlined in red. On the right side of the browser, there is a sidebar titled "CLOZET" with options to create a worksheet with a word bank or with hints. The "With hints" option is selected.

Highlight or underline words you would like to be blanked.

ClozeIT

- Make any paragraph text as a fill-in-the-blanks activity
- Highlight /underline the words to be blanked
- Add a word bank
- Add hints (first letter)

Jamboard

- Sketch ideas and lessons whiteboard-style.
- Drop images, add notes,
- collaborate with students or classmates from anywhere




Flipbooks

- ISSUU - a digital publishing platform

[Example of an ISSUU presentation](#)

- PDF file is converted into an online magazine or an HTML5 flipbook.
- page-turning animations
- share your magazines on all the different social media platforms.



Google Arts and Culture

A still life painting by Johannes Vermeer, 'Boy with a Basket of Fruit'. The scene is set on a table covered with a white, crumpled cloth. In the center, a white ceramic pitcher with a handle and a small opening at the top sits on the left. To its right, a shallow wooden bowl is filled with various fruits, including apples and pears. Further right, a white, ribbed ceramic bowl is partially visible. The background is a dark, textured wall, and the lighting is soft, highlighting the textures of the cloth and the colors of the fruit.

- Virtual tours of museums
- Online galleries
- puzzles, quizzes, crosswords
- Interviews, selfies
- Ready made lessons

<https://artsandculture.google.com/>

What students are saying

**Lesson is less boring now.
Activities are easy and colourful.**

Aliki, 13

We stay at home, but we can still do things together, in real time

Nikiforos, 15

It helps me understand and remember concepts better

Foteini, 15



Skills for school, work and life

- ★ Communication
- ★ Collaboration
- ★ Creativity
- ★ Critical thinking

Thank you!